

# AIT – ATE Series

Ophthalmic Instrument Tables



PERFORMANCE  
YOU CAN COUNT ON

 **TOPCON**

## AIT-16

---

The Topcon AIT-16 is a basic stable ophthalmic table designed for Topcon instruments. With a maximum load capacity of 50kg, even a complete retinal camera can be accommodated. The up-down switch is conveniently located on the column of the table. The compact style allows placing instruments on a small footprint. Two auxiliary power outlets are provided. The motorized height elevation can be adjusted with a stroke of 220mm. The AIT-16 is equipped with smooth castor movement with locking mechanism.

### Features

- » Small footprint
- » Large stroke of 220mm
- » Smooth castors with lock
- » Two auxiliary power outlets
- » Load capacity of 50kg



# ATE-300

The ATE-300 is a Topcon MDD certified ophthalmic instrument table with a central column and a stable floor support which is wheelchair accessible. The table is suitable to accommodate one or two small instruments. The tabletop is available in the colours white and grey with a wooden edge finishing. The elevation stroke is 300mm, and controlled by an easy accessible control panel.

## Features

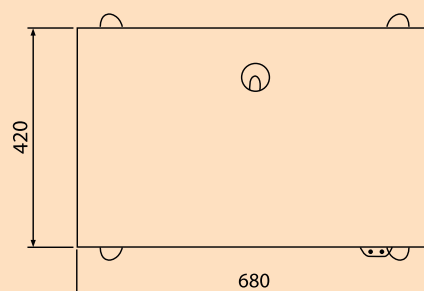
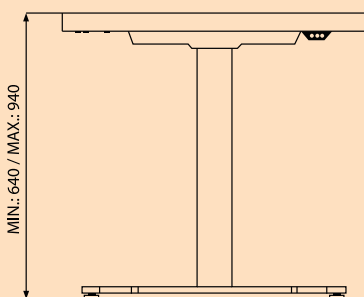
- » Compact design
- » Large stroke of 300mm
- » In two fashionable colours
- » Wood design finishing
- » Easy accessible control panel



Dark grey



White



# ATE-600

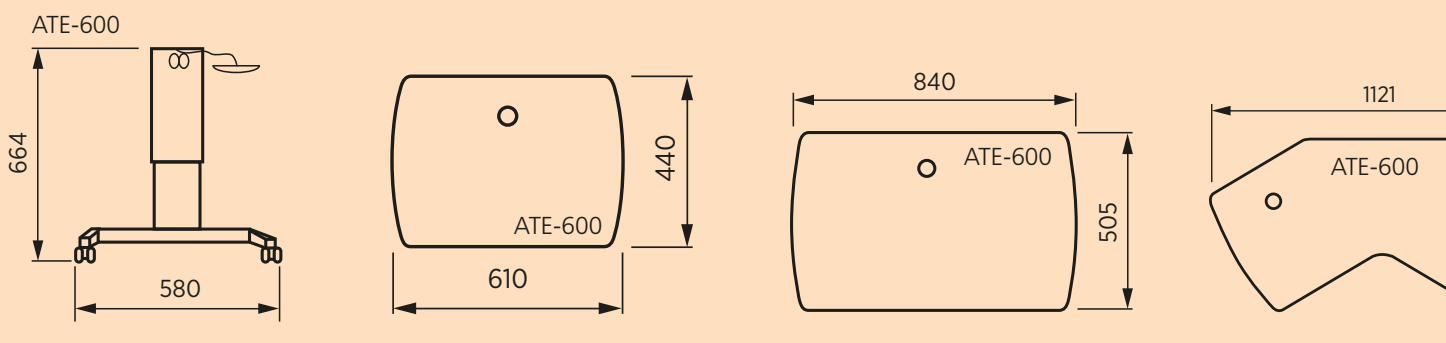
The Topcon ATE-600 ophthalmic instrument table has a central column and is available with four different tabletops. A small tabletop for one instrument, a large tabletop for one instrument, a large tabletop for two instruments and a special V-shape tabletop for two instruments. The colour of the tabletops complements the colour of the Topcon instruments making it a perfect match. The ATE-600 is equipped with smooth moving casters with lock, and has a elevation stroke of 200mm.

## Features

- » Maximum load 80kg
- » Smooth castors with lock
- » Large stroke of 200mm
- » Four sizes of tabletops available



ATE-600 illustrations



# ATE-650

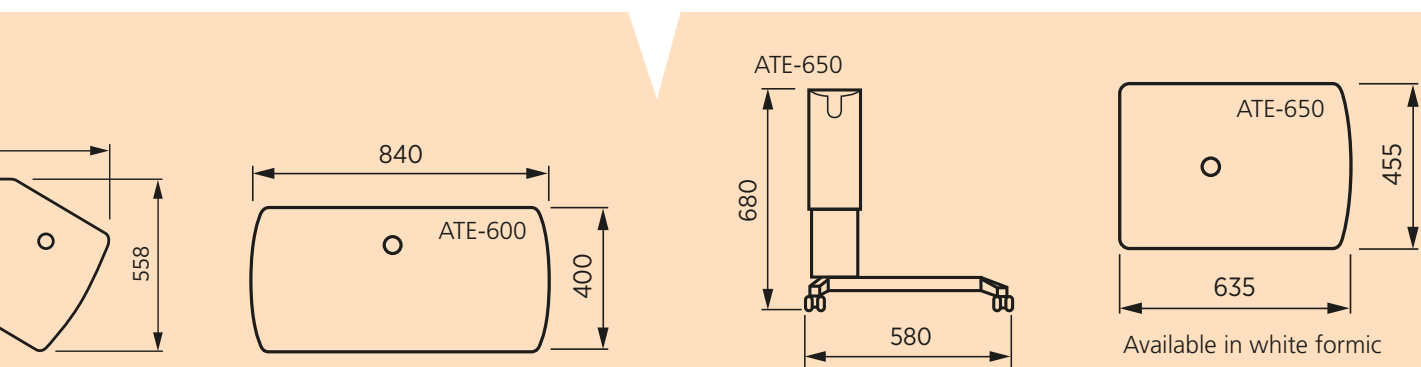
The Topcon ATE-650 has a fixed tabletop and a column on the side which provides no obstruction for patients legs. The colour of the tabletop matches the Topcon instruments. The ATE-650 is equipped with smooth castors with lock, and provides an elevation stroke of 200mm. The maximum load of the ATE-650 is 80kg. The up-down buttons are conveniently placed on the front of the tabletop for easy operation.

## Features

- » Maximum load 80kg
- » Smooth castors with lock
- » Large stroke of 200mm
- » Convenient side column



ATE-650 illustrations



# ATE-700

The ATE-700 is a Topcon MDD certified instrument table which is wheelchair accessible due to two separate elevation support columns. The table is suitable to accommodate one or two instruments. The tabletop is available in the color white with a wooden edge finishing. The elevation stroke is 300mm, and controlled by an easy accessible control panel, which can be programmed to memorize three pre-defined table heights. For safety the ATE-700 is equipped with a safety stopper.

## Features

- » Large stroke of 300mm
- » Wheelchair accessible
- » Safety stopper
- » Three height memories



Wood design



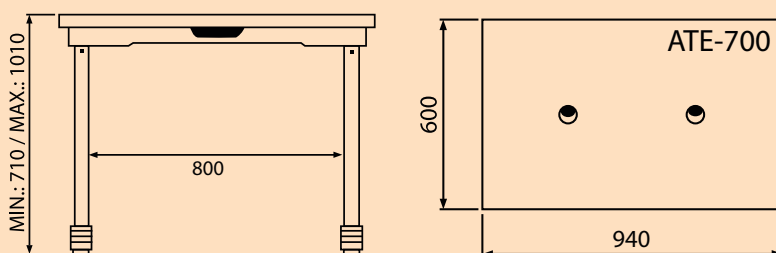
Three memories



Safety stopper



Wheelchair access



# ATE-700PC

The ATE-700PC is a Topcon MDD certified instrument table which is wheelchair accessible due to two separate elevation support columns. The table is suitable to accommodate one or two instruments. The ATE-700PC version is especially designed to accommodate instruments which need PC support. The extended tabletop of the ATE-700PC version supports storage for a high end tower PC. The tabletop is available in the color white with a wooden edge finishing. The elevation stroke is 300mm, and controlled by an easy accessible control panel, which can be programmed to memorize three pre-defined table heights. For safety the ATE-700PC is equipped with a safety stopper.

## Features

- » Large stroke of 300mm
- » Wheelchair accessible
- » Safety stopper
- » Three height memories



Wood design



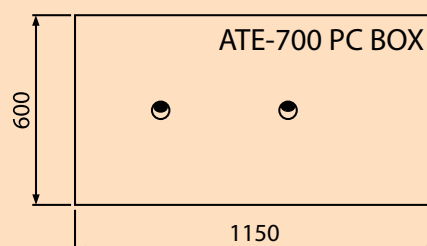
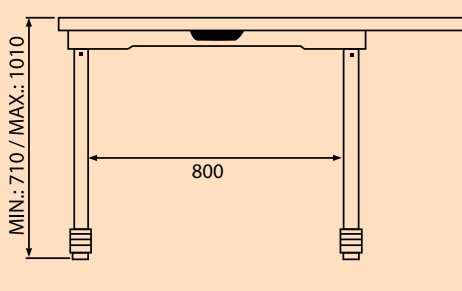
Three memories



Safety stopper



Wheelchair access

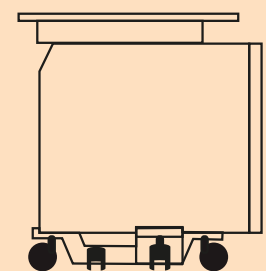
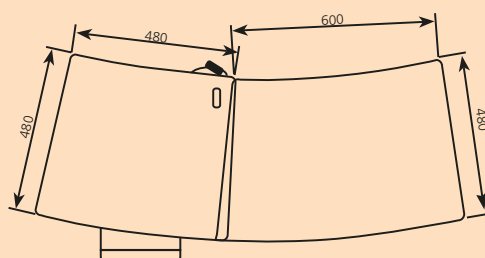
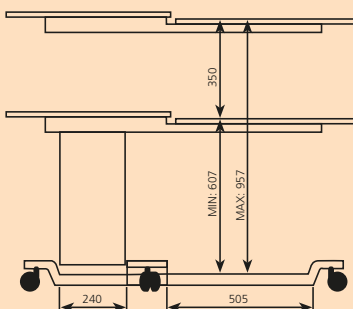


# ATE-800

Whether it is a digital slit lamp with digital camera, an OCT or a non-mydiatic fundus camera, this ATE-800 workstation offers a compact and clean working environment. Monitors, PC and cables will be neatly installed, due to a unique cable management system. The versatile ATE-800 has a unique large motorized elevation stroke of 350mm. The up-down switch is conveniently placed on the top of the tabletop. The stability is guaranteed due to the low point of gravity and the stable robust rubber shielded castors, while safety is guaranteed due to an elevation safety stopper.

## Features

- » Maximum load 80kg
- » Large stroke of 350mm
- » Very stable base due to low gravity
- » Integrated cable management
- » Safety stopper
- » Control buttons on top of tabletop
- » Wheelchair accessible
- » Optional printer support
- » Optional PC support
- » Optional keyboard tray





## Specifications

	AIT-16	ATE-300	ATE-600	ATE-650
Maximum load table top	50 kg	80 kg	80 kg	80 kg
Maximum load on PC holder	-	-	-	-
Maximum load on Printer support	-	-	-	-
Elevation stroke	220 mm	300 mm	200 mm	200 mm
Minimum table height	660 mm	640 mm	666 mm	682 mm
Maximum table height	880 mm	940 mm	866 mm	882 mm
Dimensions table top	490(W) x 500(D) mm	680(W) x 420(D) mm	See product page	635(W) x 455(D) mm
Netto weight	23 kg	30 kg	25 kg	25 kg
Gross weight	33 kg	35 kg	35 kg	35 kg
Power supply	220-230 VAC / 50-60 Hz	90-240 VAC / 48-63 Hz	220-230 VAC / 50-60 Hz	220-230 VAC / 50-60 Hz
Maximum power consumption	270 W	1500 W	460 W	460 W
Electrical classification	Class I, Type B	Class I, Type B	Class I, Type B	Class I, Type B
Protection degree	IP21	IP21	IP21	IP21
Protection against electric shock	Earth con. Class I type B	Earth con. Class I type B	Earth con. Class I type B	Earth con. Class I type B
Safety stopper	-	-	-	-
Castors	yes	-	yes	yes

	ATE-700	ATE-700PC	ATE-800
Maximum load table top	80 kg / 160 kg centred	80 kg / 160 kg centred	80 kg
Maximum load on PC holder	-	10 kg	15 kg
Maximum load on Printer support	-	-	10 kg
Elevation stroke	300 mm	300 mm	350 mm
Minimum table height	710 mm	710 mm	613 mm
Maximum table height	1010 mm	1010 mm	957 mm
Dimensions table top	940(W) x 600(D) mm	1150(W) x 600(D) mm	see product page
Netto weight	38 kg	50 kg	38 kg
Gross weight	56 kg	68 kg	48 kg
Power supply	90-240 VAC / 48-63 Hz	90-240 VAC / 48-63 Hz	220-230 VAC / 50-60 Hz
Maximum power consumption	1500 W	1500 W	1300 W
Electrical classification	Class I, Type B	Class I, Type B	Class I, Type B
Protection degree	IP21	IP21	IP21
Protection against electric shock	Earth con. Class I type B	Earth con. Class I type B	Earth con. Class I type B
Safety stopper	yes	yes	yes
Castors	-	-	yes



# **IMPORTANT**

Subject to change in design and/or specifications without advanced notice.

In order to obtain the best results with this instrument, please be sure to review all user instructions prior to operation.

## **Topcon Europe Medical B.V.**

Essebaan 11; 2908 LJ Capelle a/d IJssel; P.O. Box 145;  
2900 AC Capelle a/d IJssel; The Netherlands  
Phone: +31-(0)10-4585077; Fax: +31-(0)10-4585045  
E-mail: medical@topcon.eu; www.topcon-medical.eu

## **Topcon Denmark**

Praestemarksvej 25; 4000 Roskilde, Denmark  
Phone: +45-46-327500; Fax: +45-46-327555  
E-mail: info@topcon.dk  
www.topcon.dk

## **Topcon Scandinavia A.B.**

Neogatan 2; P.O. Box 25; 43151 Mölndal, Sweden  
Phone: +46-(0)31-7109200; Fax: +46-(0)31-7109249  
E-mail: medical@topcon.se; www.topcon.se

## **Topcon España S.A.**

HEAD OFFICE; Frederic Mompou, 4;  
08960 Sant Just Desvern; Barcelona, Spain  
Phone: +34-93-4734057; Fax: +34-93-4733932  
E-mail: medica@topcon.es; www.topcon.es

## **Topcon Italy**

Viale dell' Industria 60;  
20037 Paderno Dugnano, (MI) Italy  
Phone: +39-02-9186671; Fax: +39-02-91081091  
E-mail: info@topcon.it; www.topcon.it

## **Topcon France**

BAT A1; 3 route de la révolte, 93206 Saint Denis Cedex  
Phone: +33-(0)1-49212323; Fax: +33-(0)1-49212324  
E-mail: topcon@topcon.fr; www.topcon-medical.fr

## **Topcon Deutschland Medical GmbH**

Hanns-Martin-Schleyer Strasse 41;  
D-47877 Willich, Germany  
Phone: (+49) 2154-885-0; Fax: (+49) 2154-885-177  
E-mail: info@topcon-medical.de; www.topcon-medical.de

## **Topcon Polska Sp. z o.o.**

ul. Warszawska 23; 42-470 Siewierz; Poland  
Phone: +48-(0)32-670-50-45; Fax: +48-(0)32-671-34-05  
www.topcon-polska.pl

## **Topcon (Great Britain) Ltd.**

Topcon House; Kennet Side; Bone Lane; Newbury  
Berkshire RG14 5PX; United Kingdom  
Phone: +44-(0)1635-551120; Fax: +44-(0)1635-551170  
E-mail: medical@topcon.co.uk; www.topcon.co.uk

## **Topcon Ireland**

Unit 276, Blanchardstown; Corporate Park 2  
Ballycoolin; Dublin 15, Ireland  
Phone: +353-18975900; Fax: +353-18293915  
E-mail: medical@topcon.ie; www.topcon.ie